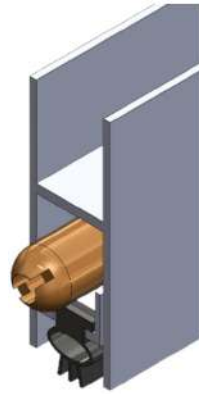



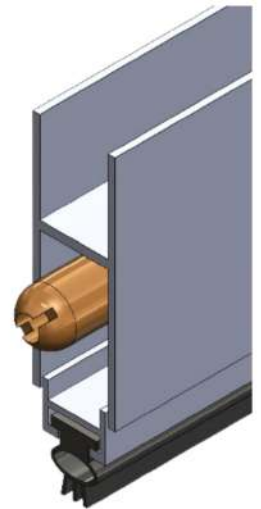
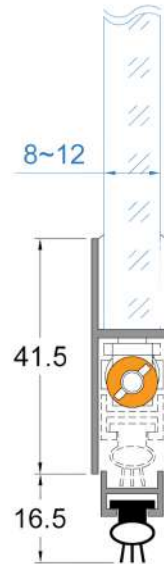
For Frameless Glass Installation Manual

Features:

DS-4114 Auto-levelling drop seal for frameless glass thickness from **8~12mm** is designed to provide protection against insects, dust, noise, and smoke, preventing heat or cold air from leaking. This product is specially designed to achieve optimal sealing effect even on uneven surfaces.

Specification:**Dimension:**

Retracts



Drops

Total length: 1000mm

Available cutting length: 340mm(min. glass width 660mm)

Suitable glass thickness: 8~12mm

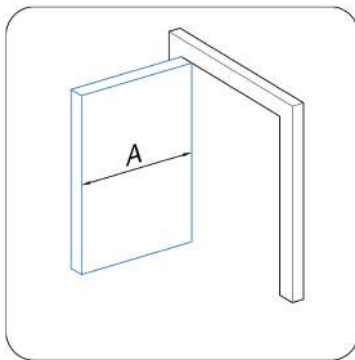
Available finish:

Matt Silver(MS)

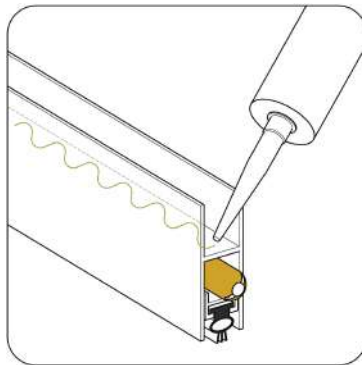
Matt Black(MBK)

#A different finish is available by request with a **MOQ of 300 pcs.**

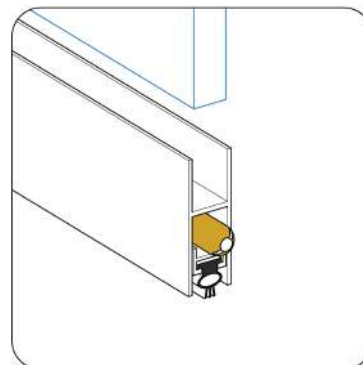
#The push bar can be changed to an industrial plastic material by order

Installation Instruction:**Step 1 :**

▶ Cut the drop seal accordingly to the door width A.

Step 2 :

▶ Inject a strip of silicone into the groove.

Step 3 :

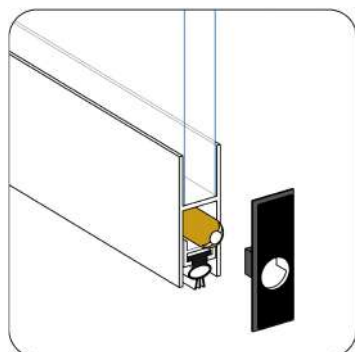
▶ Press the glass panel against the drop seal and keep it for hours.



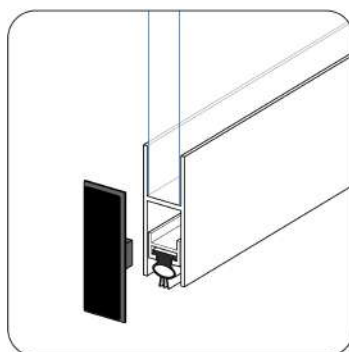
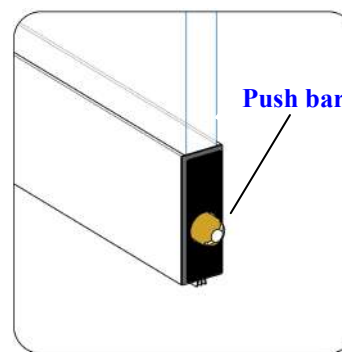
GCC YouTube Channel



GCC website

Step 4 :

▶ Install the plastic end cap to both ends.

Step 5 :**Step 6 :**

☞ Rotate the **push bar** to set up the dropping depth.

● **Clockwise :**
The seal strip dropping depth decreases.

● **Anticlockwise :**
The seal strip dropping depth increases.

★ Install push bar on hinge side